















Withdrawal kaise le?

Withdrawal mein apne dashboard mein dikh rhe amount ko fill krein aur submit button mein click krein apke account mein paise aa jayenge

7:04 VoLTE 4G+  

 pysglobal.com/user/Witl   



  Apna name
Online   

Withdrawl Request

Home >Withdrawl >Withdrawl Fund

Withdrawl Request

User Id :	<input type="text" value="Pys000005"/>	User Name :	<input type="text" value="Apna name"/>
Account Balance :	<input type="text" value="0.000000"/>	Enter Amount :	<input type="text" value="300"/>
Admin Percent :	<input type="text" value="5.00"/>	Admincharge :	<input type="text" value="15.00"/>
TDS Percent :	<input type="text" value="5.00"/>	TDS Charge :	<input type="text" value="15.00"/>
Net Amount :	<input type="text" value="270.00"/>		

Copyright © 2024-25 **PYSGLOBAL**. All Rights Reserved.

Dashboard

My Profile

- View Profile
- Edit Profile
- Photo Upload
- Change Password

KYC

- Bank Detail
- Cancel Check/Passbook
- Address Proof/Aadhar

My Team

- My Direct
- My Downline
- My Treeview

E-Pin Management

- E-Pin Request
- E-Pin Report
- E-Pin Transfer
- User Activation

Withdrawal

- Withdrawal Fund
- Withdrawal Report

My Income

- Level Income

Reports

- Transaction Report

Logout

- Logout